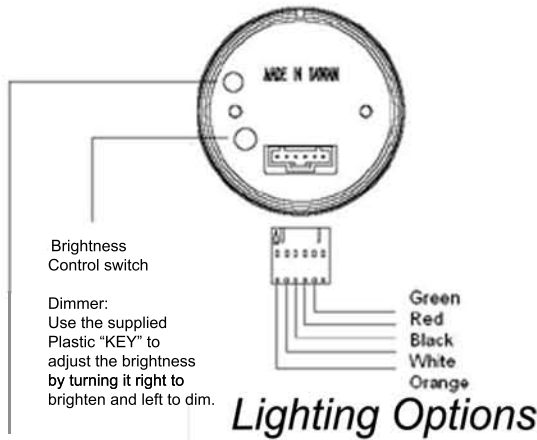


# EVO Series Tachometer Gauge

Green/White Display



Day Time	Night Time	Installation
White	White	White-- Connect to acc. Power Orange-- Do not connect
Green	Green	White-- Do not connect Orange-- Connect to acc. Power
White	Green	White-- Connect to acc. Power Orange-- Connect to Headlight Switched Power White-- Connect to Headlight Switched Power
Green	White	Orange-- Connect to acc. Power

## Wiring Instructions

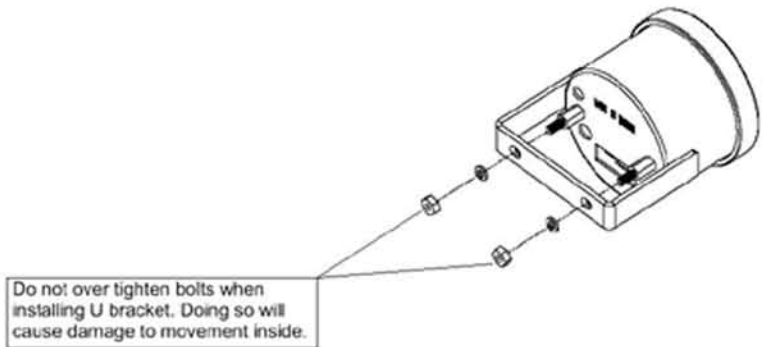
**Red Wire-** 12v Accessory Power

**White Wire-** 12v Accessory Power

**Black Wire-** Ground

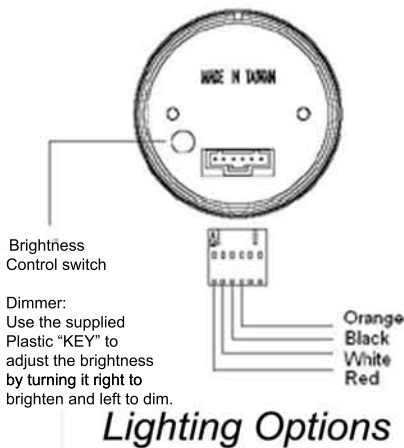
**Orange Wire-** 12v Headlight Switched Power  
(This is a power source that only gets power when headlights are on)

**Green Wire-** On standard ignition green wire attaches to coil negative(-) or tachometer output signal from ECU



# EVO Series Volt Gauge

Green/White Display



Day Time	Night Time	Installation
White	White	White-- Connect to acc. Power Orange-- Do not connect
Green	Green	White-- Do not connect Orange-- Connect to acc. Power
White	Green	White-- Connect to acc. Power Orange-- Connect to Headlight Switched Power White-- Connect to Headlight Switched Power
Green	White	Orange-- Connect to acc. Power

## Wiring Instructions

**Red Wire-** 12v Accessory Power

**White Wire-** 12v Accessory Power

**Black Wire-** Ground

**Orange Wire-** 12v Headlight Switched Power  
(This is a power source that only gets power when headlights are on)

